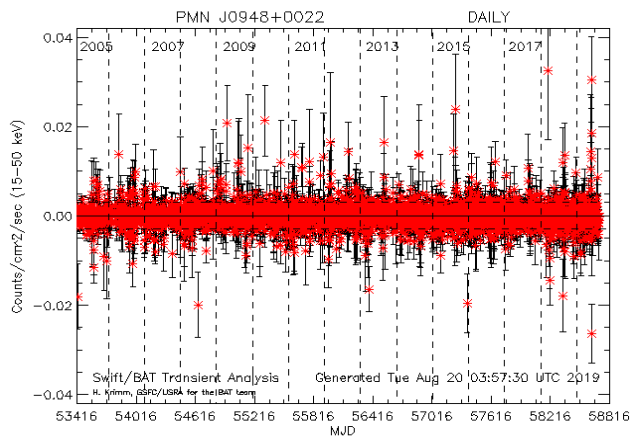
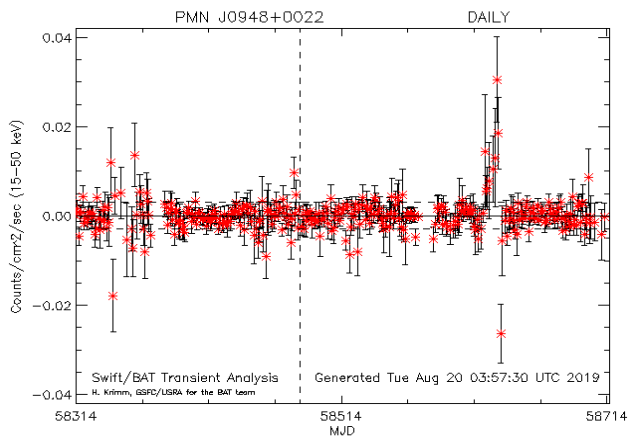


Scaled Map Transient Analysis for PMN J0948+0022

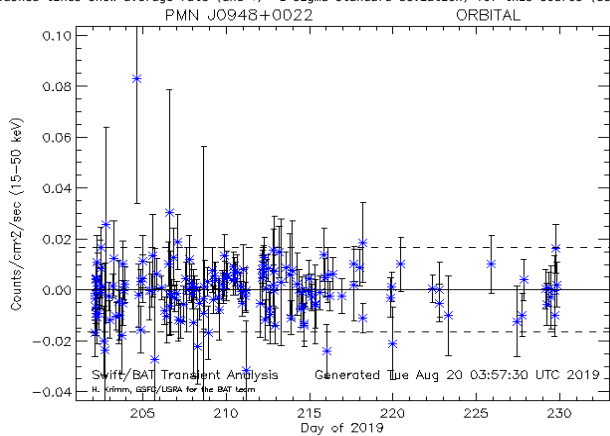
PMN J0948+0022 RA= 147.243 degs ; Dec= 0.371000 degs

Back to [Main page](#)
Daily light curves: [FITS version](#) or [ASCII version](#)
Orbital light curves: [FITS version](#) or [ASCII version](#)

• [SIMBAD](#)



Dashed lines show average rate (and +/- 1 sigma standard deviation) for this source (derived from this plot)



PMN J0948+0022